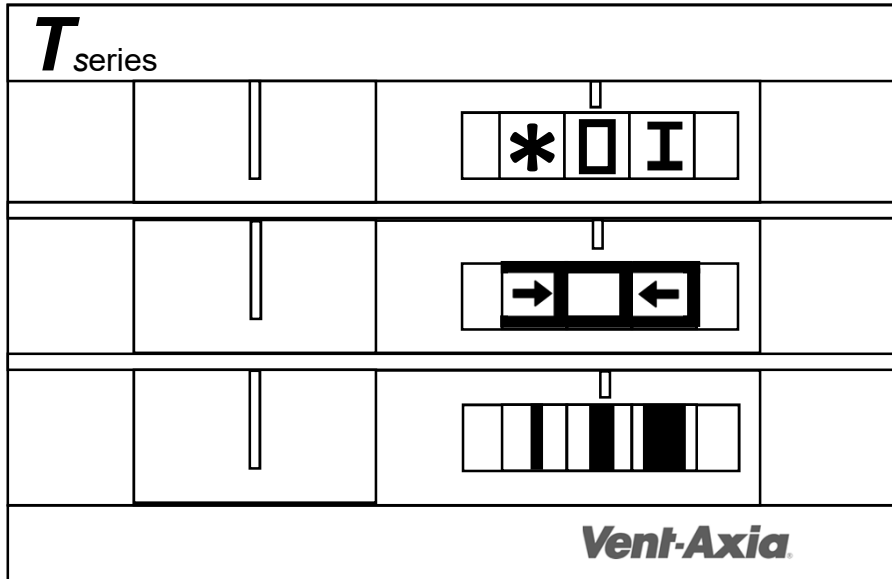


# Vent-Axia T Series Controller



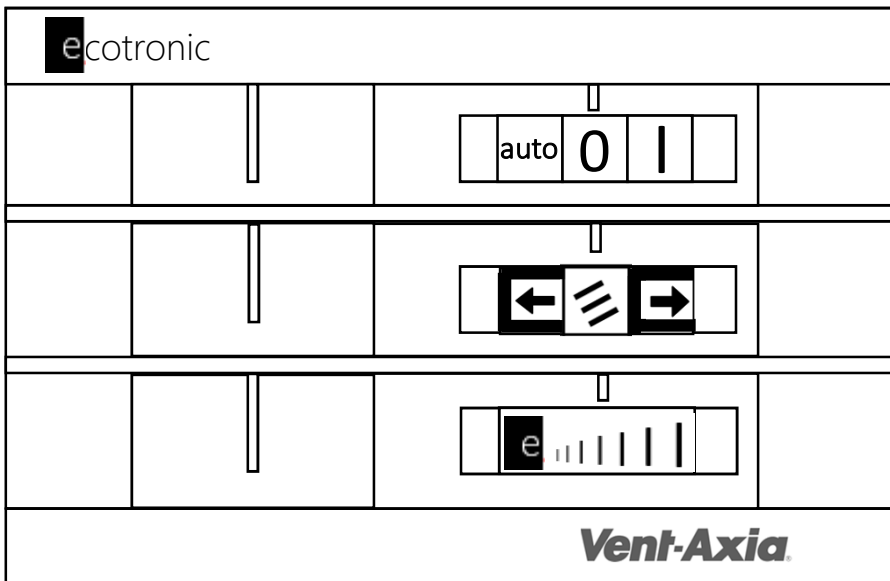
**On/Off Control**  
 Set to position **□** for FAN OFF  
 Set to position **I** for FAN ON

**Direction Control**  
 Set to position **→** for INTAKE  
 (Air IN from outside)  
 Set to position **□** for SHUTTER  
 OPEN / FAN OFF  
 (Natural ventilation without fan)  
 Set to position **←** for EXTRACT  
 (Air OUT from inside)

**Speed Control**  
 3 Speed adjustment control

Before changing fan direction, always switch to **SHUTTER OPEN / FAN OFF** position and wait for 10 seconds before switching to other direction

# Vent-Axia Ecotronic Controller



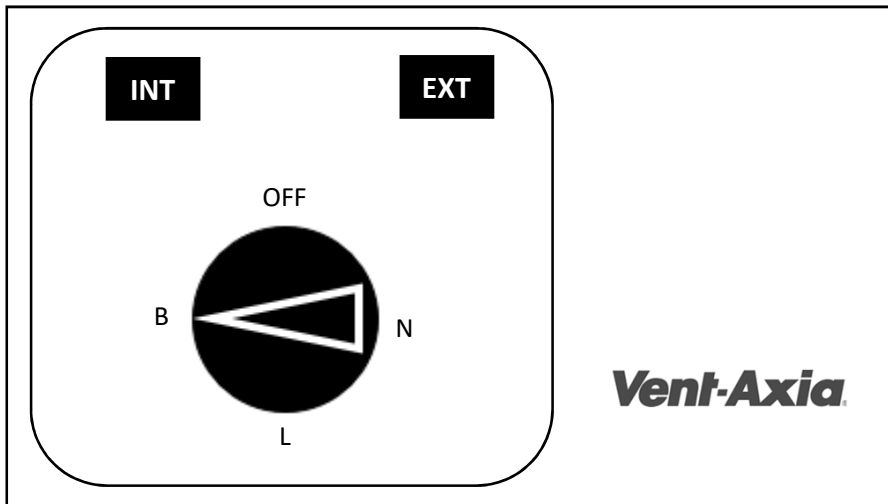
**On/Off Control**  
 Set to position **0** for FAN OFF  
 Set to position **I** for FAN ON

**Direction Control**  
 Set to position **←** for INTAKE  
 (Air IN from outside)  
 Set to position **///** for SHUTTER  
 OPEN / FAN OFF  
 (Natural ventilation without fan)  
 Set to position **→** for EXTRACT  
 (Air OUT from inside)

**Speed Control**  
 Infinite speed adjustment control

Before changing fan direction, always switch to **SHUTTER OPEN / FAN OFF** position and wait for 10 seconds before switching to other direction

# Vent-Axia Rangemaster Controller



**Direction Control**  
 Select INT for INTAKE (air IN from outside)  
 Select EXT for EXTRACT (air OUT from inside)

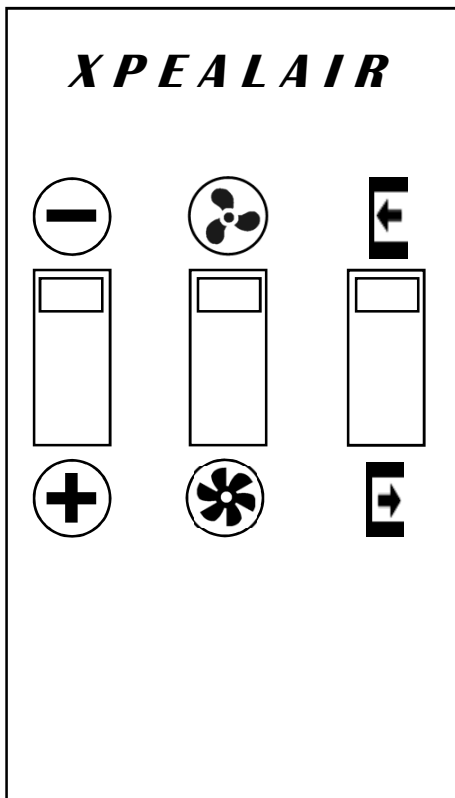
**On/Off + Speed Control**  
 3 Speed and Off control



Before changing fan direction, always switch to **FAN OFF** position and wait for 10 seconds before switching to other direction

For Standard range units – When using INTAKE direction, shutters must be locked open with the pullcords. Shutters will open/close automatically on EXTRACT.  
 For Universal range units – Shutters will open/close automatically on both directions.



VA Rangemaster 3 speed control Type R © 2017 Fan Bunker – fanbunker.weebly.com

# Xpelair FC Controller



**On/Off Control**  
 Set to position  for FAN OFF  
 Set to position  for FAN ON

**Speed Control**  
 2 Speed adjustment control

**Direction Control**  
 Set to position  for INTAKE (Air IN from outside)  
 Set to position  for EXTRACT (Air OUT from inside)

Before changing fan direction, always switch to **FAN OFF** position and wait for 10 seconds before switching to other direction

Xpelair FC control © 2017 Fan Bunker – fanbunker.weebly.com