

PRACTICAL HOUSEHOLDER

JUNE 1973 15p.



5 FREE CHECK CARDS!

Invaluable to all home owners

100 FANS TO BE WON!

Over £1,000 worth of Philips fantastic new 2-speed, 2-directional fans in our free to enter competition.




BARGAIN OFFER
Spacemaster shelving



FIT FOR A FAMILY
Built-ins to suit everyone

GOING TO POT?
Make a wheel with us



ROOM REBORN
A revelation in plastics

COME OUT OF THE STEAM AGE

Over £1,000 worth of Philips fantastic new fans must be won in our free to enter competition

The steam-powered locomotive was outdated a long time ago. Don't you think that the steam-powered house has had its day as well?

We know that the power and fuel for most houses is electricity and gas: but inadequate ventilation sometimes gives the impression that a 'Puffing Billy' is lurking in the larder.

And this is where Philips come into the story, for they're producing a super Reversible Flow Electric Window Fan—the HR3407. This unit has two speeds, is easily mounted and is powerful enough to remedy almost any domestic situation involving 'artificial fog'.

Here is the opportunity for a *hundred* of our readers to reap the benefits offered by this super little machine—absolutely free. For we're giving away a hundred of them in this month's free entry competition.

HOW TO ENTER

Listed are eight rooms with ventilation problems. What do you consider is their order of priority for the installation of a fan, such as the Philips HR3407, to make life more bearable for the occupants, an average family?

Write the key letters of the eight rooms in order of priority on the entry coupon. For example, if you think the bathroom needs the fan MOST, write 'C' in the box marked '1st', the letter of your second choice in the 2nd box and so on for all eight.

Complete the coupon with your own full name and address, all in ink or ballpoint, cut neatly round the dotted line and post in a sealed envelope to:

PRACTICAL HOUSEHOLDER FAN COMPETITION
16 GARRICK STREET, LONDON WC2E 9PR

The closing date is Friday 29th June 1973

IMPORTANT Before sealing, copy out, on the outside back of the envelope, the eight key letters in exactly the same order as they appear on your completed coupon. Do not enclose any correspondence or matter other than the coupon.

—FREE ENTRY COUPON—

Please post to:

**PRACTICAL HOUSEHOLDER
FAN COMPETITION**


16 Garrick Street, London WC2E 9PR

My order of priority for the eight rooms is listed on the right. In entering the competition, I agree to the rules as final and legally binding.

NAME
(Mr/Mrs/Miss)
ADDRESS
(Block letters)

1st	_____
2nd	_____
3rd	_____
4th	_____
5th	_____
6th	_____
7th	_____
8th	_____

—CUT ALONG THIS LINE—



Read the following article on "Why Condensation?". Next month we will show you how to fit one of these super Philips extractor fans

- A KITCHEN**—with the windows invariably steamed up from cooking.
- B LOUNGE**—where the family like to watch TV despite pipe-smoking Dad.
- C BATHROOM**—with walls often 'running with water' after hot baths.
- D HALL**—where one can generally smell what's cooking.
- E BEDROOM**—windows rarely open because Mother has a thing about cold night breezes.
- J UTILITY ROOM**—where Mother works herself into a 'lather' each week on washday.
- K GARAGE**—in which the son always seems to be tuning his motor cycle.
- L CONSERVATORY**—the prize plants like warmth, but it gets a bit torrid at times.

RULES

Each attempt must be fully completed in ink on the proper printed coupon cut from Practical Householder, and must bear the entrant's own full name and address.

Every accepted entry will be examined and the prizes awarded by the adjudicating committee to the 100 competitors who show the most skill and judgement in listing the eight featured rooms in the best order of priority for the installation of a fan.

In the event of a tie or ties for any of the prizes, a further eliminating test will be conducted by post between such tying competitors to determine such winners.


Any entry which does not comply with the printed instructions or is received after the closing date will be disqualified, as will any received mutilated or illegible, incomplete, bearing alterations, or with more than one key letter in each space. No responsibility will be accepted for entries lost or delayed in the post or otherwise.

The judges' decision, and that of the Editor of Practical Householder in all other matters affecting the competition, is final and legally binding. No correspondence can be entered into.

The competition is open to all readers in Great Britain, Northern Ireland, and the Channel Isles except employees (and their families) of IPC Magazines Ltd., the printers of Practical Householder, or of Philips Electrical Ltd.

All winners will be notified, and the result announced in the earliest possible issue of this magazine.

Fit a Philips Electric Window Fan. For a fresher, cleaner home.



1. Place plastic sealing ring on hole in the window pane.



2. Fit fan in hole. Make sure plastic ribs on the top side fit over ring.



3. Lift fan up. Fit bottom ribs over edge. Pull fan down so bottom side touches ring.

Kitchens and bathrooms are cleaner, fresher places when you have a Philips Electric Window Fan working quietly for you.

Switch on the Philips Window Fan to clear out stale air, cooking smells and steam. Reverse the flow, and you draw in fresh air.

This helps to preserve the paintwork and decor in your home, by checking the condensation which carries dirt into corners and discolours your walls.

There are two models of Philips Window Fans:-


HR3404 - A 6" reversible-flow fan. Compare the prices with other leading window fans, and you'll find the Philips Fan offers unbeatable value-for-money at £6.88.

HR3407 - A new 8" reversible-flow fan. Its 8" fan and 2-speed action will clear the air in no time! £12.78 (suggested selling prices).

Philips Window Fans have an automatic weatherproof-hinged flap and a built-in on/off switch. They're made from white A.B.S. and clear polystyrene to cut light loss to a minimum. And the fan blade assembly can be removed for easy cleaning.

PHILIPS

We want you to have the best.



Let's clear the Air with the **NEW** **Ventwall** EXTRACTOR FANS


- Improved model giving greater efficiency.
- Attractive aluminium finish.
- Strong and durable.
- Send coupon for illustrated brochure giving full details of complete range of models from £8-25. Plus V.A.T. Model illustrated fits 9" x 6" air brick.

To: DAWTON ELECTRIC CO.
Ventholm, The Common, Earlswood,
Solihull, Warwicks.

Name

Address

PH



fine

(Catalogue only, sent free)

Thermor

SUPER SIX EXTRACTOR FAN

- The latest top quality design.
- Fan unit easily removable for cleaning.
- New diaphragm type draught-proof shutter.
- Double electrical insulation.
- Overall size 8½".

Send today for details of special offer.

Name

Address

THERMOR ELECTRICAL APPLIANCES LTD.
Madison House, Molesey Avenue,
East Molesey, Surrey KT8 0SA.
Tel. 01-979 4461/4 P.H.



brilliant new concept in light fittings!

Tac
B
Pa
Pa
Pa
2 f
6 f
12 f
S
INT
KIT
four